

Couples Range

Tough enough for the outback. Perfect for two.



SLEEPS UP TO 3
QUEEN OR KING BED



KITCHEN
INTERNAL & EXTERNAL COOKING



FRIDGE
INDOOR FRIDGE



LAUNDRY
LAUNDRY CHUTE & WASHING MACHINE



FULL ENSUITE
SHOWER/ TOILET



BATTERIES
OFF-GRID BATTERIES



SOLAR
MASSIVE SOLAR CAPABILITY WITH OPTIONAL SLIDE-OUT SOLAR PANELS



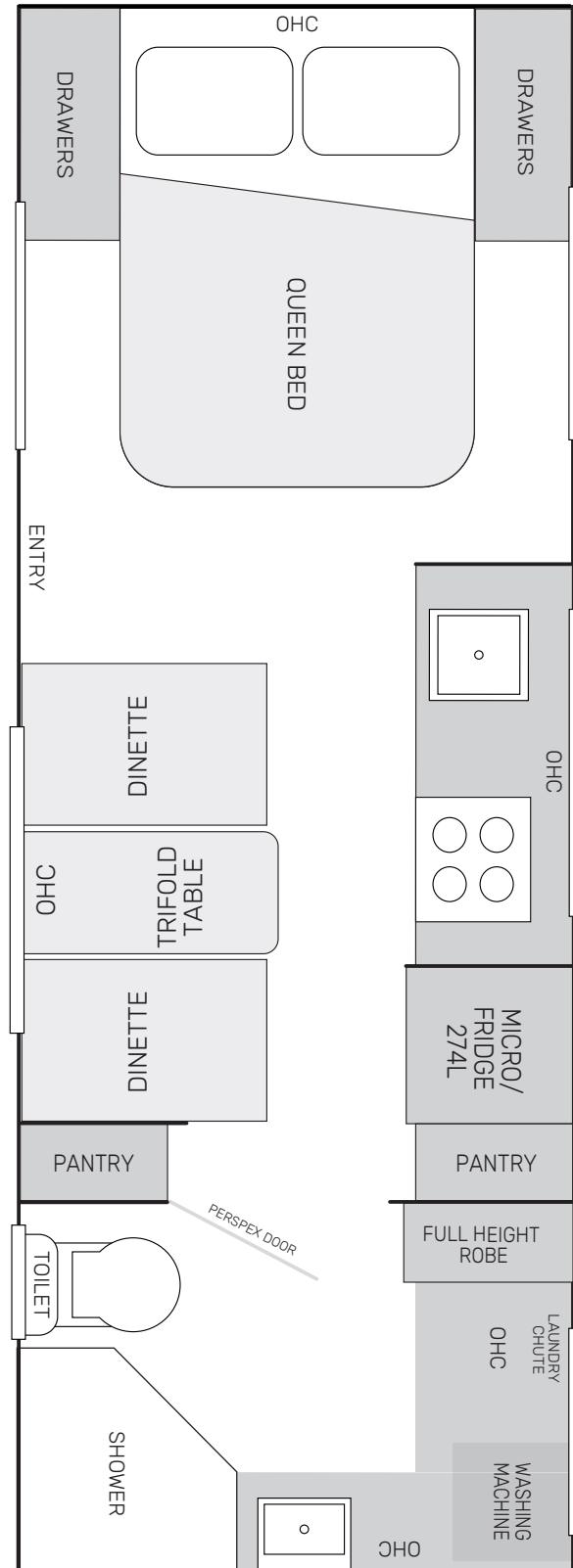
Couples C216

specs

Internal Fridge
274 Litre Thetford Fridge / Freezer

Washing Machine
The C216 has a 3.2kg front load washing machine. Accessible from outside.

Cabin Length
21'6"



why choose this layout?

A well-designed couples caravan layout is all about balance—creating a space that feels open, functional, and comfortable without compromise. The right layout maximises every inch, offering a blend of practical storage, modern amenities, and inviting living areas that suit two travellers perfectly.

comfort in every layout.



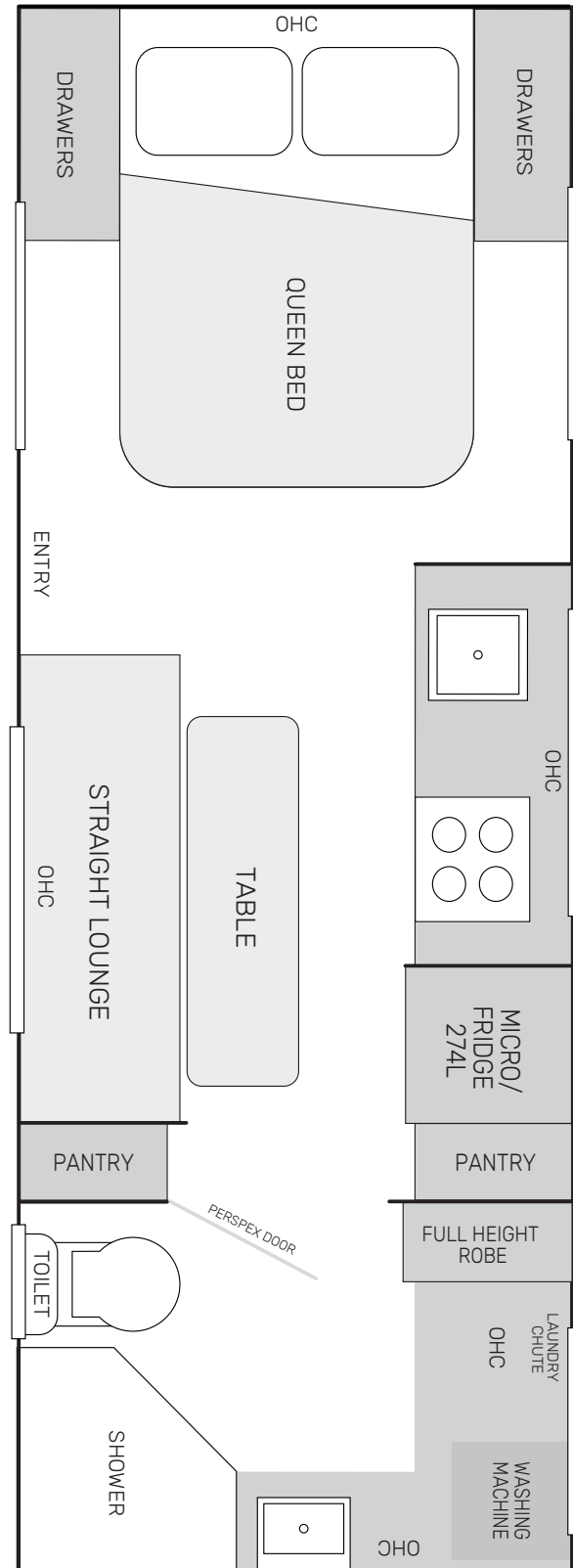
Couples C216

specs

Internal Fridge
274 Litre Thetford Fridge / Freezer

Washing Machine
The C216 has a 3.2kg front load washing machine. Accessible from outside.

Cabin Length
21'6"



why choose this layout?

A well-designed couples caravan layout is all about balance—creating a space that feels open, functional, and comfortable without compromise. The right layout maximises every inch, offering a blend of practical storage, modern amenities, and inviting living areas that suit two travellers perfectly.

comfort in every layout.



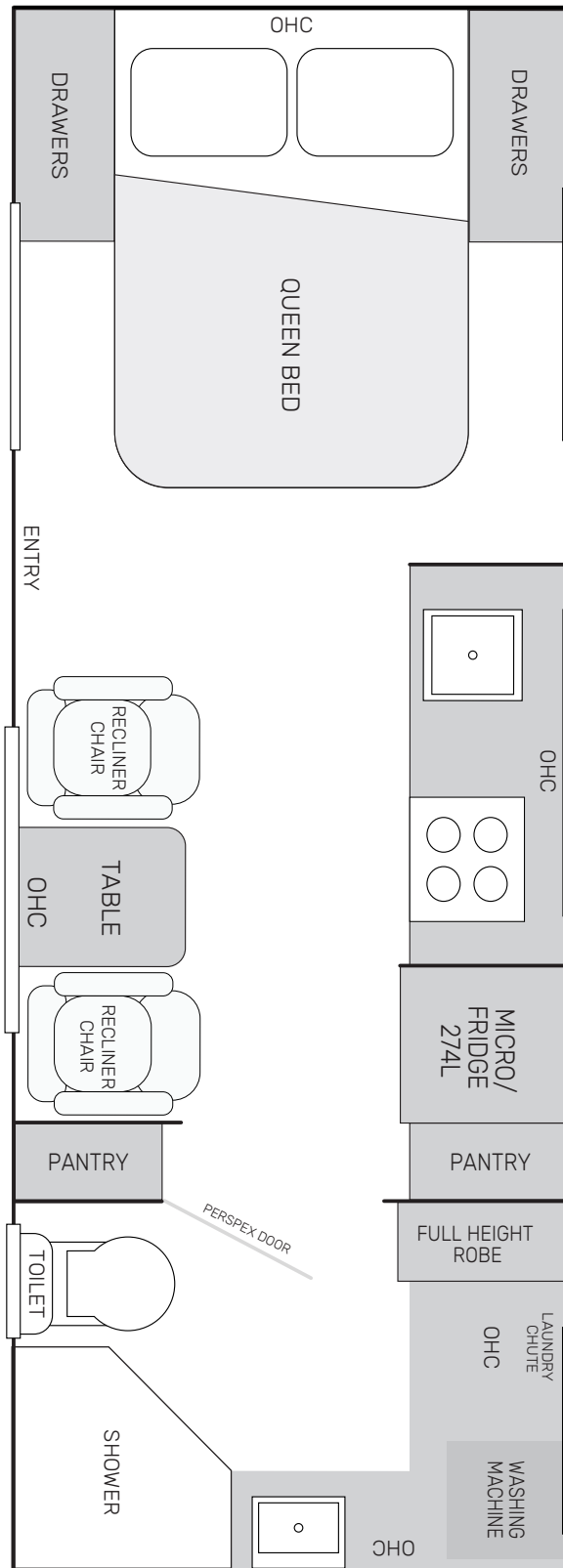
Couples C216

specs

Internal Fridge
274 Litre Thetford Fridge / Freezer

Washing Machine
The C216 has a 3.2kg front load washing machine. Accessible from outside.

Cabin Length
21'6"



why choose this layout?

A well-designed couples caravan layout is all about balance—creating a space that feels open, functional, and comfortable without compromise. The right layout maximises every inch, offering a blend of practical storage, modern amenities, and inviting living areas that suit two travellers perfectly.

comfort in every layout.



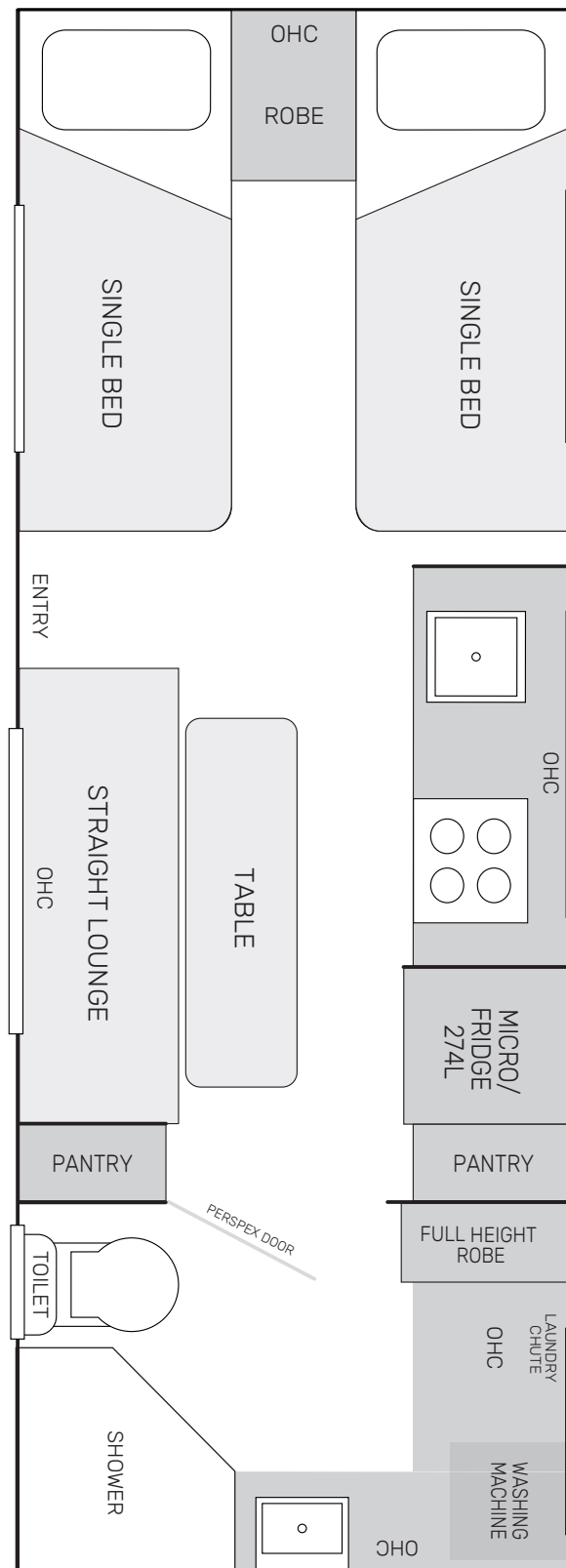
Couples C216

specs

Internal Fridge
274 Litre Thetford Fridge / Freezer

Washing Machine
The C216 has a 3.2kg front load washing machine. Accessible from outside.

Cabin Length
21'6"



why choose this layout?

A well-designed couples caravan layout is all about balance—creating a space that feels open, functional, and comfortable without compromise. The right layout maximises every inch, offering a blend of practical storage, modern amenities, and inviting living areas that suit two travellers perfectly.

comfort in every layout.



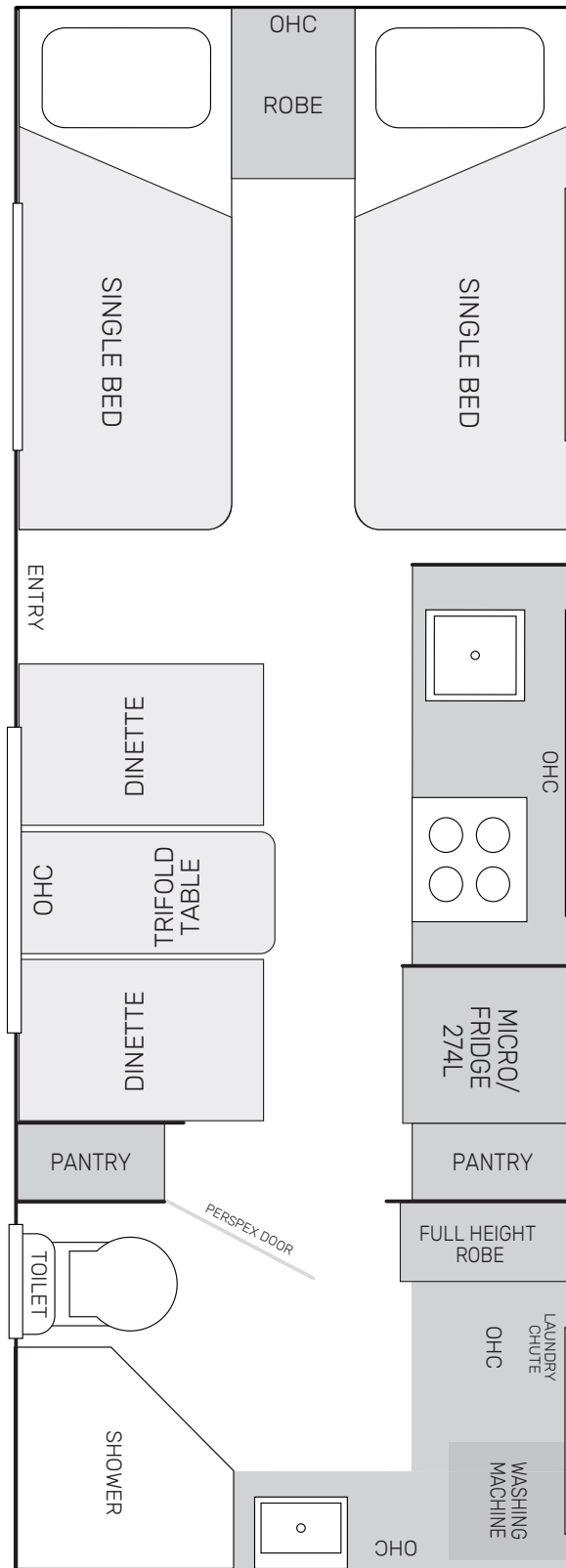
Couples C216

specs

Internal Fridge
274 Litre Thetford Fridge / Freezer

Washing Machine
The C216 has a 3.2kg front load washing machine. Accessible from outside.

Cabin Length
21'6"



why choose this layout?

A well-designed couples caravan layout is all about balance—creating a space that feels open, functional, and comfortable without compromise. The right layout maximises every inch, offering a blend of practical storage, modern amenities, and inviting living areas that suit two travellers perfectly.

comfort in every layout.

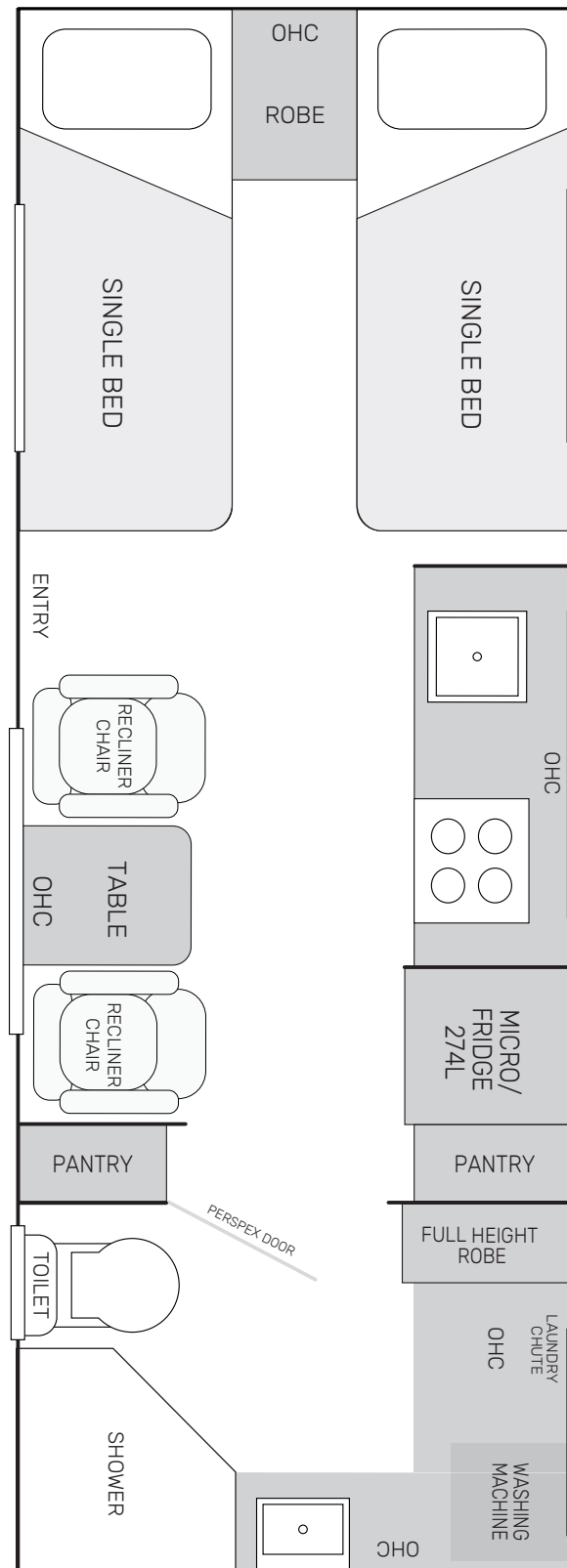
Couples C216

specs

Internal Fridge
274 Litre Thetford Fridge / Freezer

Washing Machine
The C216 has a 3.2kg front load washing machine. Accessible from outside.

Cabin Length
21'6"



why choose this layout?

A well-designed couples caravan layout is all about balance—creating a space that feels open, functional, and comfortable without compromise. The right layout maximises every inch, offering a blend of practical storage, modern amenities, and inviting living areas that suit two travellers perfectly.

comfort in every layout.

Australian made & owned.



our X-range

Kokoda: Generator-Less by Design

Other vans are still stuck in the past — framed vans with poor insulation, big vents that leak dust, messy wiring that wastes solar, and power-hungry aircons that force you to run a generator. They're really generator vans, no matter what they bolt onto it.

Kokoda's X-Ranges are different. We design the whole system as one — body, insulation, energy, heating, cooling, and storage — so everything works in harmony. The result? A van that feels effortless, no matter how harsh the conditions.



Better Insulation

Our bonded sandwich panels, and fully insulated hatch doors keep the cabin warm in winter and cool in summer. In the XG range, the cabin is fully gas-free — no gas ventilation cut-outs, no insulation gaps, no dust creeping in. Just quiet, steady comfort.

Smarter Energy Flow

Shorter, direct cabling means less loss from solar to batteries. What you collect, you keep — making every ray of sunlight count. Airflow and heat extraction around the battery management components, to ensure they run efficiently in the hottest climates.

Efficient Climate Control

We choose air conditioners that sip power, not gulp it. In the XG range, the ducted split system

uses just 700W an hour — so you can run it longer, sleep cooler, and wake warmer without draining your bank.

Balanced Energy Sources

Where others rely on just electric or diesel, Kokoda uses all three: Gas for hot water + outdoor cooking (outside the cabin, keeping it gas-free).

Diesel for reliable heating.

Electric (solar + lithium + inverter) for everything inside: aircon, appliances, lighting, comfort.

The Outcome

With Kokoda, what most people see as endurance — blistering heat, biting cold, or days without sun — becomes simple, quiet, and comfortable. You spend more time off-grid, with less management and far less generator noise.











That's why we call ours generator-less caravans.

Everyone else? They're still making generator vans.

pushing boundaries, on and off the road.

X-range specs



		XC		XG	
		XC1	XC2	XG1	XG2
energy	 gas	2× 4.5kg gas bottles	2× 4.5kg gas bottles	2× 4.5kg gas bottles	2× 4.5kg gas bottles
	 diesel	5 Litres	5 Litres	5 Litres	5 Litres
	 solar	860w	1290w	1720w	2150w Option: 2580w for vans over 21'
	 battery	400a / 12v	600a / 12v	920a / 12v	1884a / 22kw / 12v (DCX 2× 942a batteries)
	 inverter	3kw inverter	3kw inverter	5kw inverter	5kw inverter
	 battery management	5" Cerbo Screen, Victron Mppts, 100/50 30a DC-DC Charger 120a Charger Resetable Fuses and a Spare provided for any non-resetable fuse	5" Cerbo Screen, Victron Mppt, 2× 100/50 30a DC-DC Charger 120a Charger Resetable Fuses and a Spare provided for any non-resetable fuse	5" Cerbo Screen, Victron Mppt, 3× 100/50 30a DC-DC Charger 120a Charger Resetable Fuses and a Spare provided for any non-resetable fuse	5" Cerbo Screen, Mppt 3× 100/50 (Option 4x) 30a DC-DC Charger 120a Charger Resetable Fuses and a Spare provided for any non-resetable fuse
	 suspension	Teko Independent Coil Spring Suspension	140mm Travel – Teko Tuffride, Auto Ride Height Levelling, Onboard aircompressor and tank with air outlets each side of the van and at the aframe.	230mm Travel – Terraglide TG-X-1, Phone & Onboard Management, Horizon Levelling, Auto Ride Height Levelling, Onboard dual aircompressor and tank with air outlets each side of the van and at the aframe.	230mm Travel – Terraglide TG-X-1, Phone & Onboard Management, Horizon Levelling, Auto Ride Height Levelling, Onboard dual aircompressor and tank with air outlets each side of the van and at the aframe.
	 tool-boxes	Large Dual Slide Toolbox REAR: Standard rear bar with single spare wheel	Monster Toolbox (Incorporated stone guard and internal gas bottle storage) REAR: Standard rear bar with single spare wheel	FRONT: XCore Front & Garage REAR: XCore rear bar with glove box	FRONT: XCore Front & Garage REAR: XCore rear bar with glove box
	 water	220 Litres of water *2× 110L tanks	220 Litres of water *2× 110L tanks	330 Litres of water *3× 110L tanks	330 Litres of water *3× 110L tanks
	 grey water	40 Litre Portable Tank	40 Litre Portable Tank	40 Litre Portable Tank	90 Litre Fixed

pushing boundaries, on and off the road.